

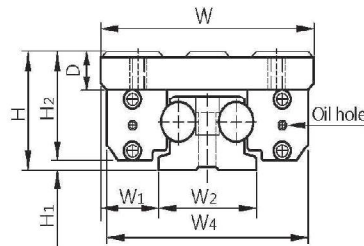


LGD 雙軸心式滑軌 (不生鏽)

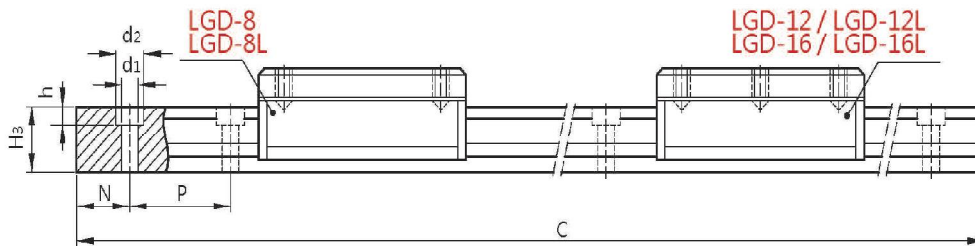
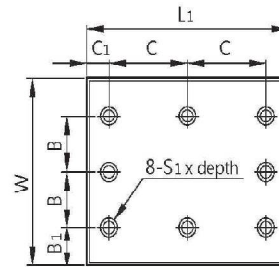
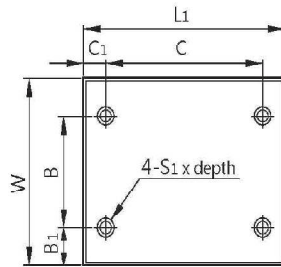
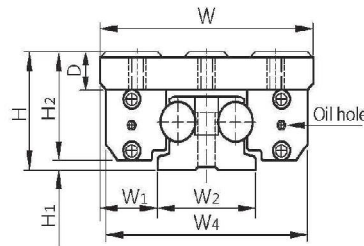
一個滑塊含4個滾輪軸承

雙軸心式滑軌系列 Shaft Type Linear Guide

LGD-8/ LGD-8L



LGD-12/ LGD-12L
LGD-16/ LGD-16L



雙軸心滑軌

單位: mm

型號	軸徑	組合尺寸				滑塊尺寸										軌道尺寸								基本動定荷重 C (kgf)	基本靜定荷重 Co (kgf)	容許靜力矩		
		H	H1	W1	W	W4	H2	D	L1	B	B1	C	C1	S1	W2	H3	d1	d2	h	P	N	L(max)	To			Tx	Ty	
LGD-8	8	30	3.5	16	60	59	26	70	40	10	50	10	M6x9	28	20	5.7	10.4	5.2	50	25	3,000	80	130	3.6	3.0	3.2		
LGD-8L								100																80	3.6	4.6	5.5	
LGD-12	12	40	4.0	23	82	80	36	100	27	14	38	12	M6x12	36	25	6.8	12.6	6.2	50	25	4,000	180	290	5.4	4.0	4.8		
LGD-12L								140																58	5.4	7.2	8.5	
LGD-16	16	50	5.0	35	120	118	45	150	45	15	60	15	M8x16	50	32	9.0	20	9.0	80	40	4,000	330	530	13.5	19.8	21.6		
LGD-16L								190																80	13.5	35.6	38.2	

